

# 2011 District Conference

West District  
Northwest District


# Opening Worship

“Not that I have already obtained this or am already perfect; but I press on to make it my own, because Christ Jesus has made me his own. Brethren, I do not consider that I have made it my own; but one thing I do, forgetting what lies behind and straining forward to what lies ahead. I press on toward the goal for the prize of the upward call of God in Christ Jesus.”

Philippians 3: 12–14



# Transition Information



**Five Districts  
Cabinet  
July 2011**

Churches 125 & Up  
+ Churches Under 125  
= Total in District

Central  
29 + 82 = 111

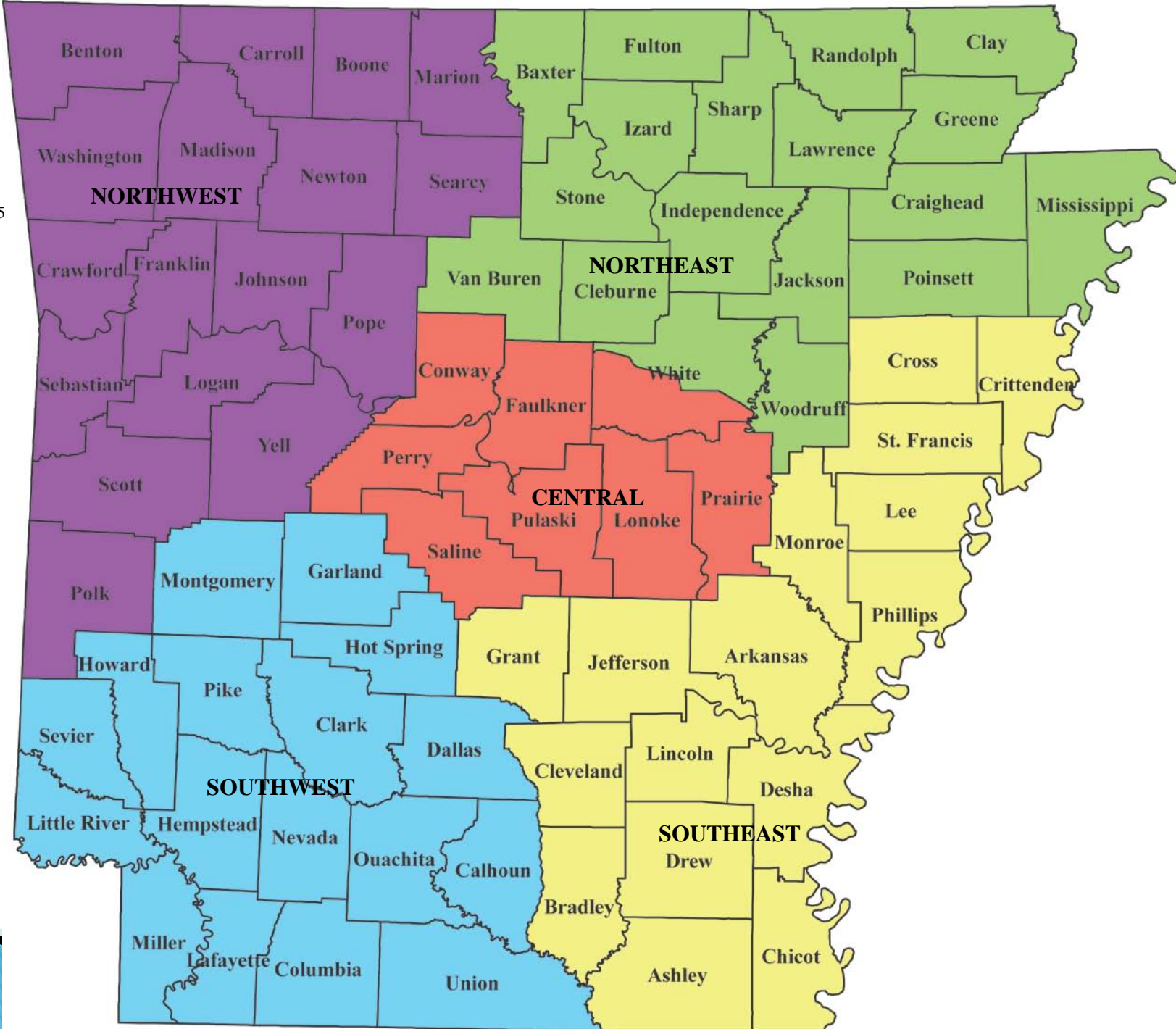
Northeast  
14 + 137 = 151

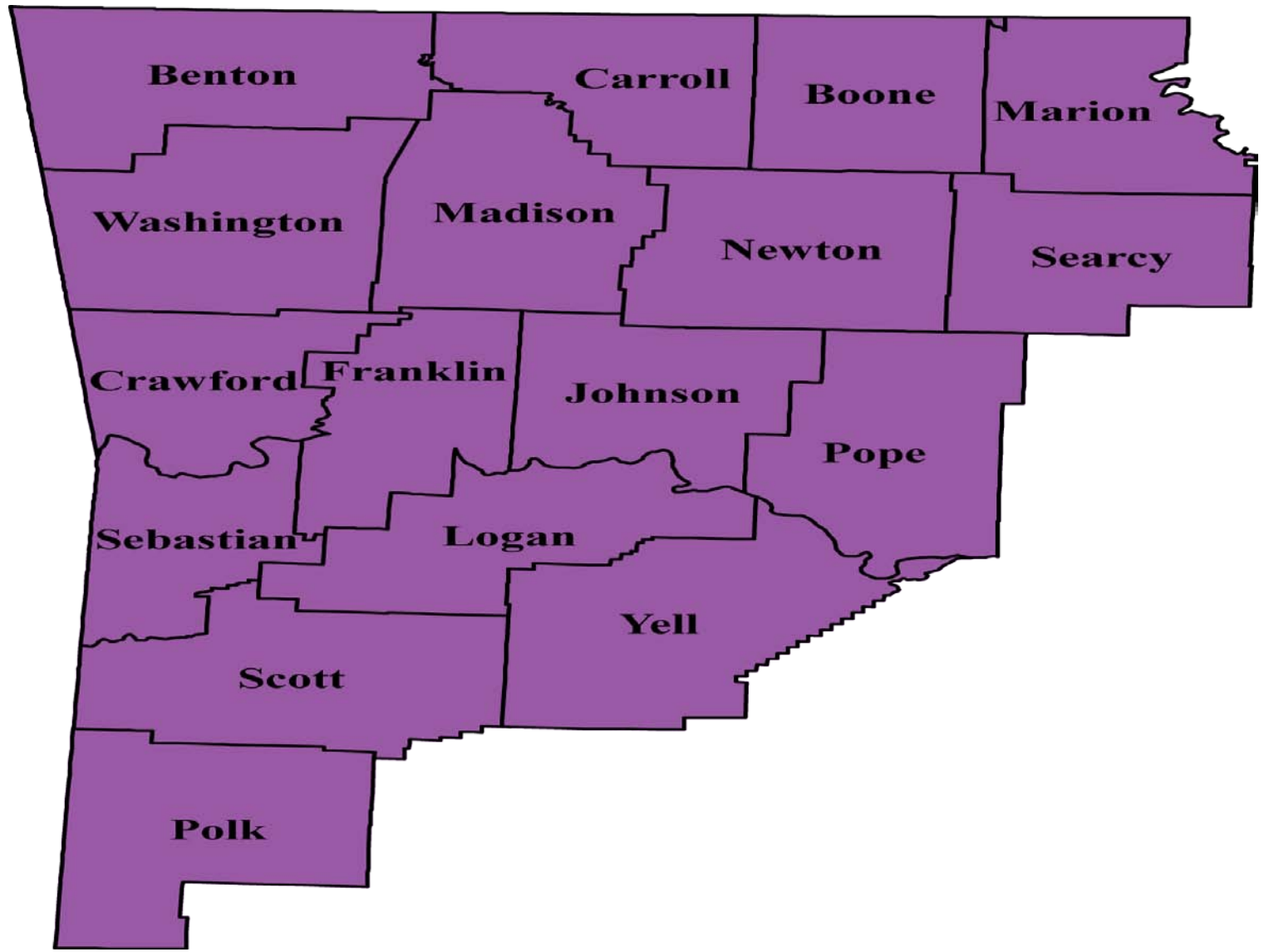
**Northwest**  
**31 + 119 = 150**

Southeast  
13 + 103 = 116

Southwest  
19 + 145 = 164

Conference Total  
106 + 586 = 692





**Benton**

**Carroll**

**Boone**

**Marion**

**Washington**

**Madison**

**Newton**

**Searcy**

**Crawford**

**Franklin**

**Johnson**

**Pope**

**Sebastian**

**Logan**

**Yell**

**Scott**

**Polk**

# Imagine Ministry Core Measurement #2

Establishing the “mission field” as the primary place for our attention and resources instead of directing most of our attention and resources to the needs of congregations and clergy.

# The real issue, for both Pastor and congregation

## *Courage*

Engage the culture  
Willingness to change

## *Capacity*

Skill and Passion  
Want to do their best

## *Desire*

willing to accept folks that are different  
Openness

to engage the Mission Field



# Leadership

Transition year: 2012

Bruce Vick

West District Leadership Team

Cleifton Vaughan


Northwest District Leadership Team



# District Budget

Transition year: 2012

Brian Swain  
District Treasurer



# Things to Watch for:

Weekly Updates in Metrics, beginning January 1

Baptisms

Profession of Faith

Volunteers in Mission

Contributions

Worship Attendances

Circuit Elders and Congregational Coaches



# 2<sup>nd</sup> Visit (Sequoyah UMC, Fayetteville)

Top 15 Mosaic Types	2011		Brief Mosaic Descriptions	AR	2011	Comp Index
J04: College Town Communities	4,787	21.3%	Young, single, college educated and students, around college communities.	7,368	0.6%	3335
H01: Young Cosmopolitans	3,393	15.1%	Young, single, college educated, upper-middle-class, professionals.	23,679	2.0%	736
K05: New Generation Activists	3,316	14.7%	Less educated, young, low income minorities, in the nation's inner cities.	15,251	1.3%	1116
E04: Suburban Advantage	1,834	8.1%	Empty-nesters, retirees, middle-class, along the both coasts.	21,430	1.9%	439
I04: Small-town Connections	1,337	5.9%	Younger high-school educated, older houses/mobile homes lower middle	20,135	1.7%	341
A06: Small-town Success	960	4.3%	White-collar, educated, middle-aged working couples, the nation's beltways	7,868	0.7%	626
A05: Enterprising Couples	957	4.2%	Married couples, upper-middle-class commuter communities.	4,632	0.4%	1061
B06: Successful Suburbia	900	4.0%	Middle-age, couples with children upscale, far from hustle of city living.	11,460	1.0%	403
H03: Stable Careers	755	3.4%	Young, ethnically diverse singles, apartments, big-city metros.	5,171	0.4%	750
D04: Small-city Endeavors	717	3.2%	Lower income, young, old, singles, families, working-class towns	58,307	5.0%	63
K04: Urban Diversity	626	2.8%	Young and mobile multi-ethnic singles and single-parent families, inter-city	12,034	1.0%	267
F04: Urban Grit	588	2.6%	Young, ethnic mix, working-class blue-collar, second-tier cities.	19,090	1.7%	158
K01: Unattached Multi-cultures	571	2.5%	Multi-ethnic singles (parents), unmarried couples low-income urban.	21,604	1.9%	136
J05: Metro Beginnings	473	2.1%	Very low income, less educated single-parent Hispanic high-rise inner-cities.	7,828	0.7%	310
B03: Urban Commuter Families	388	1.7%	Upscale, educated Boomers in single detached homes, metro fringe.	9,421	0.8%	211
Remaining HH	917	4.1%		910,779	78.8%	5
<b>Totals:</b>	<b>22,519</b>	<b>100%</b>		<b>1,156,057</b>	<b>100%</b>	

# Keep Mackey (DS) Straight

Kim

Becky

Board of Ordained Ministry  
Location and Building  
Monthly update of Pastors  
Charge Conferences  
Website Updates  
Circuit Elders  
“Around the District”

Finances/Billing/Invoices  
District/Church Files  
District Leadership Team  
Mission Connect  
Consultations  
Missions  
Congregational Coaches



## By June, 2012

One Office in Fort Smith

Satellite Offices in Springdale and Russellville

Continuing Transition by District Leadership Team

Continued division of responsibility for Kim and Becky

## By January, 2013

DS relocation to Fort Smith

District Parsonage

Financial function moving to Conference Office

